

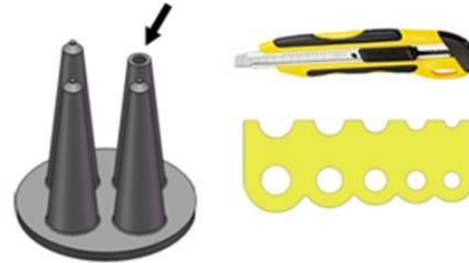
Junction sleeve installation guide

Step 1



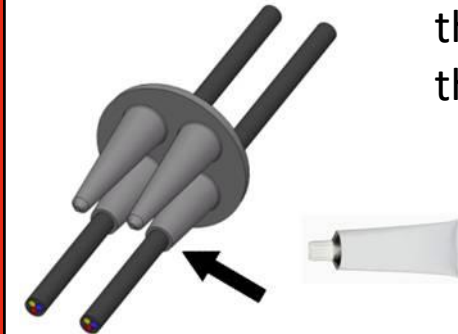
Clean cables

Step 2



Cut endcap at $\frac{1}{2}$ diameter of the cables – use cutting template

Step 3



Pull cables through (use the lubricant)

Step 4



Use the cable ties and tighten

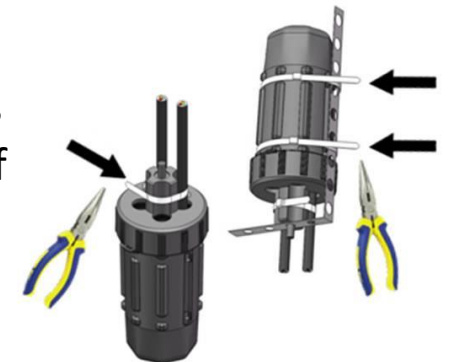
Step 5



Close the lid very tight

Step 6

Use cable ties as strain relief



Mount sleeve with the cover facing downwards